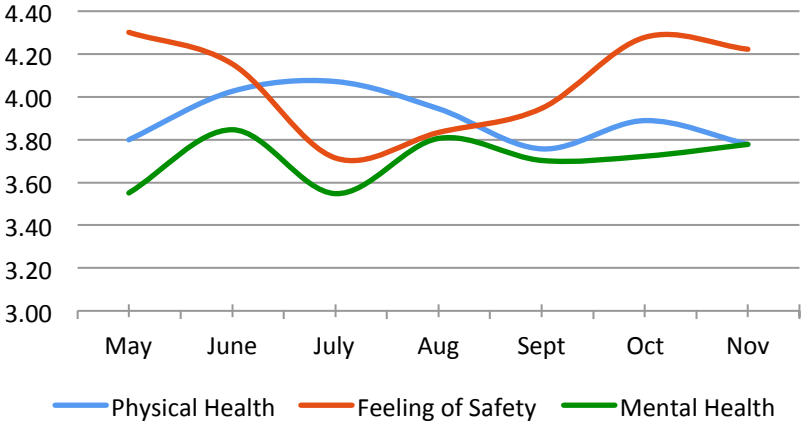
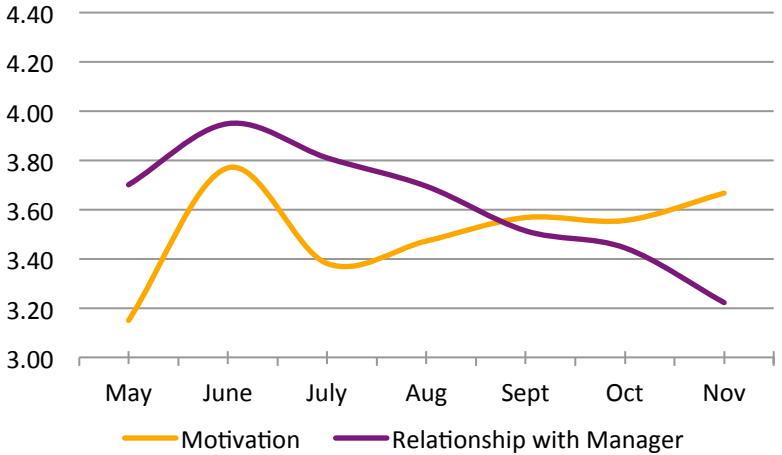


## Health, Safety and Wellness Dashboard

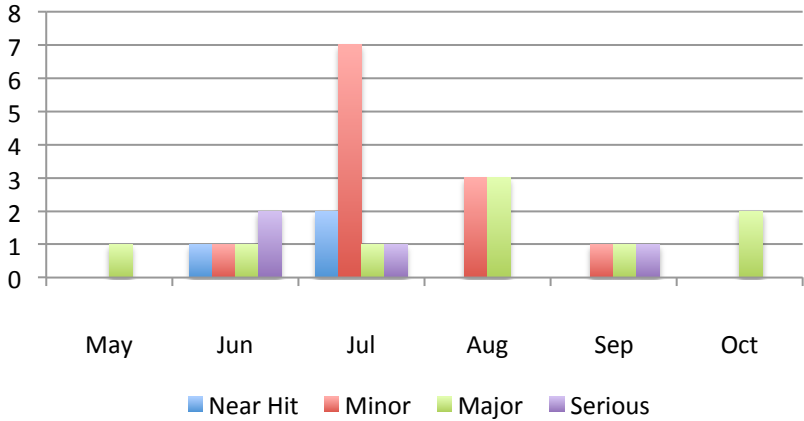
### Health



### Wellness



### EWB Safety Incidents 2014



Incident Type	2014	2013	Change
Allergic Reaction	0	1	-1
<b>Assault</b>	<b>1</b>	<b>1</b>	<b>0</b>
Bite, sting, or other animal/insect	2	2	0
<b>Ethnic Violence</b>	<b>1</b>	<b>0</b>	<b>1</b>
Illness	3	4	-1
Illness - Malaria	4	6	-2
Illness - Typhoid	2	1	1
<b>Injury</b>	<b>4</b>	<b>1</b>	<b>3</b>
Land Dispute	0	1	-1
Near Drowning	0	1	-1
<b>Sexual Assault</b>	<b>1</b>	<b>1</b>	<b>0</b>
<b>Sexual Harassment</b>	<b>2</b>	<b>1</b>	<b>1</b>
Theft	7	3	4
Vehicle Accident	3	2	1
<b>Total</b>	<b>30</b>	<b>25</b>	